



Smarty Ants at Home

Printable Activities for Young Readers

Kindergarten

Level 6: Consonant Digraphs

(fish, chop, judge)



Smarty Ants at Home

Tips for Parents

Welcome to Smarty Ants at Home!

We understand how challenging it can be when your young child can't go to school for extended periods of time. However, your child does not need to stop learning just because school isn't in session! We're here to make it easier to help your child stay engaged in learning even when stuck at home. To help you manage this time, we're providing you with this packet of printable early reading resources to help your child continue to strengthen her reading skills for the next few weeks.

Getting Started

1 Select the packet that most closely matches your child's current grade and skill level. Look through the packet to make sure it's a good match for your child. Then, print off the pages you'd like your child to work on! You can print the entire booklet at once or just print one lesson at a time. Do whatever works best for your family.

Your booklet will contain some or all of the following activities, depending on the packet selected:

- Guided Practice Activities
- Resource Cards
- Story Printouts
- Oral Reading Activity (second grade only)
- Writing Prompt (second grade only)
- Hands-on Science Activities (second grade, Science curriculum only)

2 Find a quiet time and a good workspace so your child can focus. Depending on the age and attention span of your child, she may be able to work independently or you may need to join her and help provide guidance. Keep in mind that it's more fun to work together! Use the Resource Cards to review the letters/concepts together and review any writing prompts she has responded to. Make sure to provide positive feedback throughout to keep your child engaged and encouraged.

3 Once your child has completed the materials in the packet, have her show you her work! Ask her a few questions to help her review. Then, have her read you the story from the lesson. You may also want to extend the fun with some hands-on activities! Active learning with games, puzzles, and craft activities help children make deeper connections to learning and help them retain more of what they've learned. Use the **Hands-On Activities** booklet on the website to find lots of fun activities that can be easily done with common household or office items.

Have Fun!

To help your child progress in her reading skills, we recommend at least three lessons per week. Be sure to spread these activities out over a few days. We understand how challenging this temporary change in routine can be for you and your child. We hope that these materials help you to enjoy the time working and playing with your child!

LEVEL 6 PREVIEWING THE LEVEL

Main Concept

Consonant digraphs

Building words using consonant digraphs

Additional Concepts

Rime families using consonant digraphs

Details

There are 8 lessons in Level 6. In this level, students are introduced to the commonly used consonant digraphs *sh*, *ch*, *th*, *wh*, *ck*, *tch*, and *dge*. Students learn that the digraphs *sh*, *ch*, and *th* can appear at the beginning or end of words.

In teaching videos and skill-building activities help students explore the new sounds made in words with consonant digraphs, such as *cash*, *shut*, *lunch*, *path*, *white*, *duck*, *catch*, and *nudge*. Students master the skills of sounding out, blending, and pronouncing these words with the help of word bubbles. They explore rime families and word matching in the second half of each lessons.

Students build and read eight phonics-based stories that incorporate words with consonant digraphs and sight words. The stories are also produced as musical DVDs.



Level 6

Lesson 32

/sh/
Letter Sounds

Name _____

131



Circle the words with the /sh/ sound.



shop



mush



dish



chimp



Shane



Use letter sounds to complete each word.

1. Shane is in the shop.

2. Shane likes mu.

3. Shane broke his di.



HOME CONNECTION: Point to objects in your home that have the /sh/ sound, such as *shoe, shirt, brush, trash*. Have your child name each object and identify the /sh/ sound.



I did it!



Level 6

Lesson 32

Consonant Digraphs
Word Building

Name _____

132



Complete each word.

mu sh



cr a



di




br u



ane



sw i



© Copyright 2012 Smarty Ants Inc. All rights reserved.



HOME CONNECTION: After completing the activity, have your child generate other words that begin or end with *sh*, such as *ship*, *fish*, *shush*, *shop*. Work with your child to write the words.



I did it!



Level 6

Lesson 32

-ish Words
Rhyming

Name _____

133



Bish likes to **swish**
in the pool.



Circle the word that rhymes with **swish**.
Write the word in each space.

dish

dash

mush

1. Trish has a dish.

flash

fish

mash

2. The _____ can swish.

wash

cash

wish

3. Bish makes a _____.



HOME CONNECTION: Write these sets of words in columns on paper:
wish, shop, dish; crash, dash, rush. Have your child say each word and
pick out the word in each set that doesn't rhyme (*shop, rush*).



I did it!



Level 6

Lesson 32

Consonant Digraphs
Word Matching

Name _____

134



Match the word to the picture.



shop

cash

fish

dish

mush



© Copyright 2012 Smarty Ants Inc. All rights reserved.



HOME CONNECTION: Help your child look through magazines and books to find words that begin and end with *sh*. Have your child copy each word, illustrate the word, and use the word in a sentence.



I did it!



Level 6

Lesson 32


Consonant Digraphs
Conversation/Writing

Name _____

135



Read along.



What did Shane do? Write a sentence.





HOME CONNECTION: Have your child draw and write a different ending for the conversation. Encourage them to follow the comic book format on this page.



I did it!



The Rush

by _____ Ant

New letter sound: sh

New words: broke, cash, crash, dash, dish, fed, mush, nosh, rush, shop, swish

New proper name: Shane

New exceptional word: uh



Shane is in a rush.



Shane ate his mush. Nosh, nosh,
nosh.



Shane broke his dish. Crash,
crash, crash!



Shane fed his fish. Swish, swish,
swish.




Shane made a mess. Splash,
splash, splash!



Shane ran to the shop.



Dash, dash, dash!



Uh Oh! Shane has no cash.

Level 6

Lesson 33

Consonant Digraphs
Word Building

Name _____

136



Complete each word.

go sh



ca



ed



wi



ame



ut



© Copyright 2012 Smarty Ants Inc. All rights reserved.



HOME CONNECTION: After completing the activity, have your child draw pictures of other *sh* words, such as *ship* and *brush*. Work with your child to write sentences using the words.



I did it!



Level 6

Lesson 33

Consonant Digraphs
Word Matching

Name _____

137



Match the word to the picture.

wish

shed

gosh

dash

fish



HOME CONNECTION: Say these words to your child: *shed, shop, fed*. Have your child say each word and pick out the word that doesn't rhyme. Repeat with *shame, blame, swish*.



I did it!



Level 6

Lesson 33

Consonant Digraphs
Conversation/Writing

Name _____

138



Read along.

Make a wish, Shane.

I wish for a frog, a fish, and a horse.

You will get one pet from me.

Can you give me a horse?

Well, you don't have a shed.

Gosh! Then let's get some wood!



What three pets does Shane wish for?







© Copyright 2012 Smarty Ants Inc. All rights reserved.



HOME CONNECTION: Have your child act out the conversation as you read it aloud. Then switch roles. Help your child with any unfamiliar words.



I did it!



Mush for Fish

by _____ Ant

New letter sound: -

New words: gosh, shame, shed, shut, wish

New proper name: -

New exceptional word: from



Shane has a fish.



Shane has a fish from the shop.



Shane fed his fish.



Shane fed his fish mush from the shed.




The fish said, "Shane, I have a wish."



"Gosh! A wish? What is it, fish?"



"No more mush!"



Shane shut the shed. What a shame!

Lesson 33 Resource File: Word Cards



best

cash

dab

desk

fish

jazz

lost

me



Lesson 33 Resource File: Word Cards



men

nag

pace

rush

sell

send

ship

shame



Lesson 33 Resource File: Word Cards



star

time

wish



Level 6

Lesson 34

/ch/
Letter Sounds

Name _____

139



Circle the words with the /ch/ sound.



bench

best

lunch

chess

Chet



Use letter sounds to complete each word.

1. Chet likes chess.

2. Chad ate his lun.

3. Chet sat on the ben.



HOME CONNECTION: Say these words aloud: *chin, cake, shop, bed, ship, cheese*. Have children raise their hands when they hear a word that begins with the /ch/ or /sh/ sound (*chin, shop, ship, cheese*).



I did it!



Level 6

Lesson 34

Consonant Digraphs
Word Building

Name _____

140



Complete each word.

trench



ran



ad



op



ug



bun



© Copyright 2012 Smarty Ants Inc. All rights reserved.



HOME CONNECTION: Say the words *Chet/best* to your child. Have your child tell you which word has the /ch/ sound. Repeat with *chores/mop, win/chop*.



I did it!



Level 6

Lesson 34

-unch Words
Rhyming

Name _____

141



Chad had a **hunch** it
would **crunch**.



Circle the word that rhymes with **hunch**.
Write the word in each space.

pouch punch
puns

1. I had punch at lunch.

lunch lump
lash

2. I munch my _____.

crunch couch
crouch

3. Hear my lunch _____.



HOME CONNECTION: After completing the activity, have your child generate a list of words that rhyme with *Chad* (*Brad, glad, sad, bad, etc.*).



I did it!



Level 6

Lesson 34

Consonant Digraphs
Word Matching

Name _____

142



Match the word to the picture.

chug

store

Chet

ranch

trench



HOME CONNECTION: Point to objects in your home that have the /ch/ sound, such as *chair, chalk, bench, chest*. Have your child name each object and identify the /ch/ sound.



I did it!



Level 6

Lesson 34

Consonant Digraphs
Conversation

Name _____

143



Read along.

Chad, you have lots of chores. I will help.

Thank you. Can you chop some wood?

I will chop a bunch of wood.

Great. Will you dig a trench, too?

Done. Can we play chess now?

Sure, Coach. You are the best!



How will Coach help Chad? Write two sentences.



HOME CONNECTION: Read the conversation with your child. Have your child look at the pictures and retell the story in his/her own words.



I did it!



Chet the Chimp

by _____ Ant

New letter sound: ch

New words: at, bench, best, bunch, chess, chimp, chop, chug, lots, lunch, make, mop, ranch, store, trench, win

New proper names: Chad, Chet

New exceptional words: chores, wood



Chad has a ranch with lots of
pets.



But Chet the Chimp is the best.



Chet can do a bunch of chores.



He can chop up wood and chug to
the store.



Chet the Chimp can dig a trench.



Chet the Chimp can fix a bench.



Chet can make lunch and mop up
the mess.



Then Chet the Chimp can win at
chess!

Lesson 34 Resource File: Word Cards



ant

arm

art

at

bran

bun

fin

ill



Lesson 34 Resource File: Word Cards



imp

in

ore

pin

ran

urn



Level 6

Lesson 35

/th/
Letter Sounds

Name _____

144



Circle the words with the /th/ sound.



froth

math

path

Beth

ranch



Use letter sounds to complete each word.

1. Beth likes fro th on her milk.

2. She likes ma th.

3. Beth hikes on a pa th.



HOME CONNECTION: Write the words *that*, *thing*, *moth*, and *both* on a piece of paper. Have your child say each word aloud and identify the /th/ sound. Encourage your child to say each word in a sentence.



I did it!



Level 6

Lesson 35

Consonant Digraphs
Word Building

Name _____

145



Complete each word.


ba th



mo



ma



Be



bro



pa



HOME CONNECTION: Write these words on a piece of paper: *thin, thing, both, math*. Have your child say each word aloud and identify the /th/ sound.



I did it!



Level 6

Lesson 35

-oth Words
Rhyming

Name _____

146



The sloth hung the cloth.



Circle the word that rhymes with **sloth**.
Write the word in each space.

boss broth
bunch

1. The sloth eats broth.

moth mop
math

2. A _____ spins silk cloth.

frost froth
fresh

3. No _____ on the broth.



HOME CONNECTION: Choose two rhyming words from the activity. With your child, take turns generating silly rhyming sentences. The sillier the better! For example, *Mike the moth sips his broth.*



I did it!



Level 6

Lesson 35

Consonant Digraphs
Word Matching

Name _____

147



Match the word to the picture.

thud

thinks

milk

bath

broth



HOME CONNECTION: After completing the activity, children can look around their classroom or home to identify objects that have the /th/, /ch/, or /sh/ sound.



I did it!



Level 6

Lesson 35

Consonant Digraphs
Conversation

Name _____

148



Read along.

Beth, do you like math?



Yes, I like to add. Do you like math?



No. I like to give my dogs a bath.



I would not like to do that.



I think there is one thing we both like.



We both like to drink milk with froth!



What do Beth and Coach both like? Write a sentence.





HOME CONNECTION: Have your child draw and write a different ending for the conversation. Encourage your child to follow the comic book format on this page.



I did it!



This and That


by _____ Ant

New letter sound: th


New proper name: Beth

New words: bath, broth, cats, dogs, froth, if, math, milk, moth, nets, path, sips, take, that


New exceptional words: add, both, drink, there, thing, thinks



If I do this, then Beth does that.



I like dogs. Beth likes cats.



I take this path. Beth takes that one.



I can not add. Beth thinks math is fun.



I drink milk with froth. Beth sips broth.



I net a moth. Beth nets a sloth.



But there is one thing we both hate to do.



Take a bath. "No thank you!"

Level 6

Lesson 36

/wh/
Letter Sounds

Name _____

149



Circle the words with the /wh/ sound.



whiff

whine

whip

wind

whale



Use letter sounds to complete each word.

1. Take a whiff of the cake.

2. Beth's dog likes to ine.

3. Can you ip the egg?



HOME CONNECTION: Say the words *while/chimp* to your child. Have your child tell you which word has the /wh/ sound. Repeat with *shop/whip, whale/thing*.



I did it!



Level 6

Lesson 36

Consonant Digraphs
Word Building

Name _____

150



Complete each word.

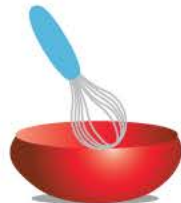
whip



ile



isk



ite



iz



ale



© Copyright 2012 Smarty Ants Inc. All rights reserved.



HOME CONNECTION: After completing the activity, have your child generate other *wh* words, such as *wheel*, *whisker*, *wheat*, *whirl*. Work with your child to write the corresponding words.



I did it!



Level 6

Lesson 36

Consonant Digraphs
Word Matching

Name _____

151



Match the word to the picture.

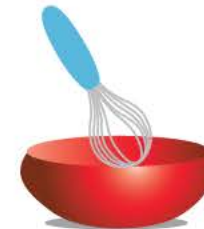

whine

white

whisk

whiff

whale



HOME CONNECTION: Play the Guess the Word game with your child.
Say: I am thinking of a something that has the /wh/ sound. It lives in the ocean. What is it? (a whale) Repeat with white and whisper.



I did it!



Level 6

Lesson 36

Consonant Digraphs
Conversation/Writing

Name _____

152



Read along.



What will Coach use to whip the egg? Write a sentence.



© Copyright 2012 Smarty Ants Inc. All rights reserved.



HOME CONNECTION: Work with your child to write simple sentences from this conversation. Encourage your child to follow the comic book format of this page.



I did it!



Beth's Whisk

by _____ Ant

New letter sound: wh

New proper name: -

New words: leg, whale, wham, whiff, while, whine, whip, whisk, white, whiz

New exceptional words: Beth's, egg, love, start, tail, that's, whip-cream, yolk



Beth is a whiz with the whisk.



Beth can whip an egg while on one leg.



Beth can whip the white while on a whale...



...and whip the yolk on his tail.



But what we love best is when Beth makes her Yum Yum White Whip_Cream Cake!



We take one whiff and start to whine.



"When oh when is it cake time?"



That's when Beth the whiz says, "Wham!"

Level 6

Lesson 37

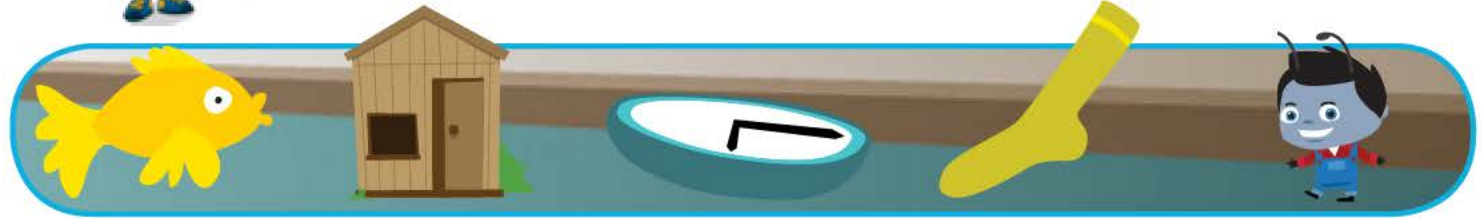
/k/ (ck)
Letter Sounds

Name _____

153



Circle the words with the /k/ sound.



fish

shack

clock

sock

Zack



Use letter sounds to complete each word.

1. Zack's duck is in the shack.

2. Zack has a white clo.

3. Can you find Zack's so?



HOME CONNECTION: Point to objects around your home that have the /k/ sound spelled ck, such as truck, sock, clock, brick. Have your child name each object and identify the /k/ sound.



I did it!



Level 6

Lesson 37

Consonant Digraphs
Word Building

Name _____

154



Complete each word.

du ck



sli



lo



si



sna



yu



HOME CONNECTION: Write the letters *t, st, sl, p, b, s, ick*, and *ack* on separate strips of paper. Have your child make words that end with *-ick* and *-ack* and say each word in a sentence.



I did it!



Level 6

Lesson 37

-ack Words
Rhyming

Name _____

155



Come back, Zack.



Circle the word that rhymes with **Zack**.
Write the word in each space.

swish shop
shack

1. This shack has a crack.

quack quest
quit

2. Zack can not _____.

snap snack
snip

3. Come back for a _____.



HOME CONNECTION: Write these sets of words in columns on paper: muck, yuck, sick; brick, sock, stick; lock, tock, last. Have your child say each word and pick out the word in each set that doesn't rhyme (sick, sock, last).



I did it!



Level 6

Lesson 37

Consonant Digraphs
Word Matching

Name _____

156



Match the word to the picture.

sick

snuck

lock

quack

sock



HOME CONNECTION: After completing the activity, have your child draw pictures of other ck words, such as *rock* and *truck*. Work with your child to write sentences using the words.



I did it!



Level 6

Lesson 37

Consonant Digraphs
Conversation/Writing

Name _____

157



Read along.

Is that your duck, Zack?

Yes, Coach. My duck fell in the muck.

Yuck! He was OK when I last saw him.

Well, I did not lock his shack.

Now your duck is black.

I must get him back to the shack.



Where did Zack's duck fall? Write a sentence.





HOME CONNECTION: Have your child act out the conversation as you read it aloud. Then switch roles. Help your child with any unfamiliar words.



I did it!



Zack's Duck

by _____ Ant

New letter sound: ck

New proper name: Zack

New words: back, brick, clock, crack, duck, last, lock, muck, quack, shack, sick, slick, snack, snuck, sock, tick, tock, yuck
New exceptional words: now, saw, Zack's



Zack has a duck that likes to snack.




Zack's duck snuck out from his shack.



He snuck a sock. He snuck a brick.



He saw muck in a crack and snuck a lick.



"Yuck, Duck!" said Zack. "That is sick!"



Zack put a lock on the shack...



...but the duck was slick. He snuck back.



For his last snack, he ate a clock.



Now Zack's duck does not quack.



He says, "Tick tock!"

Lesson 37 Resource File: Word Scramble

cikp

oksc

kacb

isck

colk

ekcd

tcik

orkc

ulkc

knec

Level 6

Lesson 38

/ch/ (tch)
Letter Sounds

Name _____

158



Circle the words with the /ch/ sound.



fetch

cake

Mitch

catch

crutch



Use letter sounds to complete each word.

1. Fe ch the bone.

2. Toss the ball to Mi.

3. Ca the ball.

© Copyright 2012 Smarty Ants Inc. All rights reserved.



HOME CONNECTION: After completing the activity, children can look around their classroom or home to identify objects that have the /ch/ sound spelled *tch*.



I did it!



Level 6

Lesson 38

Consonant Digraphs
Word Building

Name _____

159



Complete each word.

crutch



patch



ditch




feet



snatch



snatch



© Copyright 2012 Smarty Ants Inc. All rights reserved.



HOME CONNECTION: Write these words on a piece of paper: *ditch, patch, catch, crutch*. Have your child say each word aloud and identify the /ch/ sound.



I did it!



Level 6

Lesson 38

-atch Words
Rhyming

Name _____

160



Can you match the latch?



Circle the word that rhymes with **latch**.
Write the word in each space.

catch clutch
crutch

1. Play catch by the hatch.

path patch
punch

2. Please _____ the latch.

shack snuck
snatch

3. _____ the patch.

© Copyright 2012 Smarty Ants Inc. All rights reserved.



HOME CONNECTION: Say these words to your child: *Mitch, ditch, fetch*. Have your child say each word and pick out the word that doesn't rhyme. Repeat with *batch, glitch, hatch*.



I did it!



Level 6

Lesson 38

Consonant Digraphs
Word Matching

Name _____

161



Match the word to the picture.


Mitch

fetch

crutch

catch

patch



I did it!



HOME CONNECTION: Help your child search for pictures of these words in magazines and newspapers and on the Internet. Have your child cut out the pictures, paste them on a page, and write the words.

Level 6

Lesson 38

Consonant Digraphs
Conversation/Writing

Name _____

162



Read along.

Hi, Mitch.
Let's play
catch with
Steph.



Sure. I will
fetch a ball
and a mitt.



OK. Now
toss the ball
to Steph.



Oh, no!
I saw her
fall into the
ditch!



I will get
Steph a
crutch.



No more
game of
catch!



What will Coach get for Steph? Write a sentence.





HOME CONNECTION: Read the conversation with your child. Have your child look at the pictures and retell the story in his/her own words.



I did it!



Catch


by _____ Ant

New letter sound: tch

New words: catch, clutch, crutch, ditch, fetch, glitch, him, patch, snatch, toss

New proper name: Mitch

New exceptional words: fall, play, Steph



Steph and Mitch like to play catch.



Steph likes to toss. Mitch likes to fetch.



When the ball fell in a ditch,



the game of catch hit a glitch.



Mitch ran to snatch the ball,



but a wet patch made him fall.



Steph got the ball in her clutch...



...but Mitch can not fetch it. He has a crutch!

Level 6

Lesson 39

/j/ (dge)
Letter Sounds

Name _____

163



Circle the words with the /j/ sound.



badge

Madge

bag

judge

nudge



Use letter sounds to complete each word.

1. Dad has a ba dge.

2. Ma likes hot fudge.

3. The ju just left.



HOME CONNECTION: Say these words aloud: *bridge, munch, hedge, edge, hide, grudge*. Have children raise their hands when they hear a word that ends with the /j/ sound (*bridge, hedge, edge, grudge*).



I did it!



Level 6

Lesson 39

Consonant Digraphs
Word Building

Name _____

164



Complete each word.

b u d g e




M a



f u



g r u



b a



s m u



© Copyright 2012 Smarty Ants Inc. All rights reserved.



HOME CONNECTION: Write the letters *b, f, j, m, sm, gr, udge*, and *adg*e on separate strips of paper. Have your child make words that end with *-udge* and *-adg*e and say each word in a sentence.



I did it!



Level 6

Lesson 39

-udge Words
Rhyming

Name _____

165



The judge loves hot fudge.



Circle the word that rhymes with **fudge**.
Write the word in each space.

snug

smudge

smash

1. Fudge can

smudge.

judge

just

june

2. I nudge the

_____.

grump

gramps

grudge

3. Judge held a

_____.



HOME CONNECTION: Choose two rhyming words from the activity. With your child, take turns generating silly rhyming sentences. The sillier the better! For example, *The judge has a smudge on his face.*



I did it!



Level 6

Lesson 39

Consonant Digraphs
Word Matching

Name _____

166



Match the word to the picture.

munch

grudge

judge

badge

fudge



I did it!



HOME CONNECTION: Help your child look through magazines and books to find words with the /j/ sound spelled *dge*. Have your child copy each word onto a piece of paper, illustrate it, and use it in a sentence.

Level 6

Lesson 39

Consonant Digraphs
Conversation/Writing

Name _____

167



Read along.

Madge, you have a smudge on your skirt.

It's hot fudge. Would you like some?

I would love some.

Could you just hold the plate?

OK. Is hot fudge good with milk?

You be the judge!



What two foods are in the conversation?
Write your answers.







HOME CONNECTION: Have your child draw and write a different ending for the conversation. Encourage your child to follow the comic book format on this page.



I did it!



Hot Fudge

by _____ Ant

New letter sound: dge

New words: badge, budge, fudge, grudge, hide, judge, just, left, munch, nudge, plate, rob, smudge

New exceptional words: could, hold, it's, loves, shirt, skirt, wants, would

New proper names: Dad, Madge



Madge wants hot fudge. She wants it bad.



For a plate of fudge, Madge would rob her Dad.



Madge would pin a badge on her shirt,



or hide hot fudge in her skirt.



To get hot fudge, she would nudge a judge.



Ten big bugs could not make Madge budge.



So when you sit down to munch your fudge,



and all that's left is a smudge.



don't get mad. Don't hold a grudge.



It's just that Madge loves hot fudge.

Lesson 39 Resource File: Bingo Cards

badge	Dad	could	Madge	wants
munch	edge	smudge	it's	ridge
grudge	judge	free	loves	shirt
just	budge	skirt	nudge	rob
hide	left	fudge	plate	hold

Lesson 39 Resource File: Bingo Cards

could	it's	edge	would	smudge
grudge	ridge	shirt	munch	just
loves	budge	free	Dad	wants
plate	Madge	hide	hold	skirt
fudge	rob	judge	nudge	left

Lesson 39 Resource File: Bingo Cards

it's	plate	munch	wants	hold
just	judge	edge	skirt	would
badge	could	free	smudge	loves
grudge	shirt	fudge	Dad	ridge
Madge	hide	nudge	left	rob

Lesson 39 Resource File: Bingo Cards

grudge	rob	judge	Madge	Dad
just	hold	edge	shirt	smudge
hide	badge	free	would	loves
left	plate	munch	skirt	wants
budge	ridge	fudge	nudge	it's

Lesson 39 Resource File: Bingo Cards

hide	Madge	left	edge	fudge
rob	grudge	plate	judge	skirt
hold	shirt	free	wants	ridge
it's	badge	munch	budge	would
could	smudge	loves	nudge	just

Lesson 39 Resource File: Bingo Cards

would	left	smudge	hide	ridge
skirt	budge	hold	rob	badge
Madge	Dad	free	munch	could
grudge	wants	shirt	loves	judge
nudge	it's	just	plate	fudge

Lesson 39 Resource File: Bingo Cards

Madge	budge	smudge	badge	left
wants	rob	shirt	ridge	would
it's	could	free	Dad	judge
nudge	hide	plate	hold	munch
just	grudge	skirt	edge	loves

Lesson 39 Resource File: Bingo Cards

ridge	loves	rob	judge	just
hide	would	Dad	left	Madge
wants	plate	free	could	badge
munch	it's	smudge	budge	skirt
shirt	fudge	edge	nudge	hold

Lesson 39 Resource File: Bingo Cards

nudge	would	just	skirt	grudge
badge	loves	edge	plate	wants
hold	shirt	free	rob	smudge
judge	could	Dad	ridge	budge
fudge	munch	it's	left	Madge

Lesson 39 Resource File: Bingo Cards

Madge	smudge	budge	badge	judge
Dad	hold	fudge	ridge	could
would	loves	free	edge	hide
rob	shirt	nudge	just	grudge
plate	wants	munch	skirt	left

Lesson 39 Resource File: Bingo Cards

smudge	hide	munch	budge	skirt
wants	edge	shirt	loves	would
just	ridge	free	grudge	nudge
could	it's	rob	judge	badge
Madge	Dad	left	plate	fudge

Lesson 39 Resource File: Bingo Cards

just	ridge	hold	shirt	left
rob	grudge	badge	hide	skirt
could	plate	free	Madge	Dad
nudge	edge	it's	fudge	smudge
loves	would	budge	wants	munch

Lesson 39 Resource File: Bingo Cards

hide	smudge	plate	munch	hold
grudge	Madge	loves	shirt	Dad
judge	skirt	free	would	left
budge	rob	could	ridge	edge
badge	nudge	fudge	wants	it's

Lesson 39 Resource File: Bingo Cards

skirt	hold	Madge	budge	fudge
would	just	Dad	ridge	could
it's	judge	free	smudge	badge
nudge	wants	plate	hide	grudge
rob	left	munch	edge	shirt

Lesson 39 Resource File: Bingo Cards

rob	loves	budge	judge	skirt
ridge	munch	fudge	plate	nudge
grudge	left	free	it's	hide
Dad	shirt	edge	smudge	could
wants	just	badge	hold	would