



# **Smarty Ants at Home**

## **Printable Activities for Young Readers**

**Kindergarten**

**Level 5: Consonant Blends**

**(trip, bump, grant)**

## Smarty Ants at Home

### Tips for Parents

#### Welcome to Smarty Ants at Home!

We understand how challenging it can be when your young child can't go to school for extended periods of time. However, your child does not need to stop learning just because school isn't in session! We're here to make it easier to help your child stay engaged in learning even when stuck at home. To help you manage this time, we're providing you with this packet of printable early reading resources to help your child continue to strengthen her reading skills for the next few weeks.

#### Getting Started

**1** Select the packet that most closely matches your child's current grade and skill level. Look through the packet to make sure it's a good match for your child. Then, print off the pages you'd like your child to work on! You can print the entire booklet at once or just print one lesson at a time. Do whatever works best for your family.

Your booklet will contain some or all of the following activities, depending on the packet selected:

- Guided Practice Activities
- Resource Cards
- Story Printouts
- Oral Reading Activity (second grade only)
- Writing Prompt (second grade only)
- Hands-on Science Activities (second grade, Science curriculum only)

**2** Find a quiet time and a good workspace so your child can focus. Depending on the age and attention span of your child, she may be able to work independently or you may need to join her and help provide guidance. Keep in mind that it's more fun to work together! Use the Resource Cards to review the letters/concepts together and review any writing prompts she has responded to. Make sure to provide positive feedback throughout to keep your child engaged and encouraged.

**3** Once your child has completed the materials in the packet, have her show you her work! Ask her a few questions to help her review. Then, have her read you the story from the lesson. You may also want to extend the fun with some hands-on activities! Active learning with games, puzzles, and craft activities help children make deeper connections to learning and help them retain more of what they've learned. Use the **Hands-On Activities** booklet on the website to find lots of fun activities that can be easily done with common household or office items.

#### Have Fun!

To help your child progress in her reading skills, we recommend at least three lessons per week. Be sure to spread these activities out over a few days. We understand how challenging this temporary change in routine can be for you and your child. We hope that these materials help you to enjoy the time working and playing with your child!

## LEVEL 5 PREVIEWING THE LEVEL

### Main Concept

Consonant blends

Building words using consonant blends

### Additional Concepts

Rime families using consonant blends

### Details

Level 5 consists of 3 lessons. In this level, students are introduced to commonly used consonant blends at the beginning of words, at the end of words, and both at the beginning and end of words.

In teaching videos and learning games, students build words with consonant blends such as *brags*, *flit*, *trot*, *bump*, *hint*, *lost*, *drift*, *frost*, and *swift*. With the help of word bubbles, students learn to successfully sound out, blend, and say these words. They explore rime families and word matching having these blends.

Students build and read three phonics-based stories that incorporate words with consonant blends as well as sight words. The stories are then transformed into musical DVDs.



# Level 5

## Lesson 29

Blends  
Word Building

Name \_\_\_\_\_

120



Complete each word.

Brad



ot



ab



ap



an



ap



**HOME CONNECTION:** Write these words on a piece of paper: *crab, snip, flit, drop, clop, brags*. Have your child say each word aloud and its beginning sound.



I did it!



# Level 5

## Lesson 29

-op Words  
Rhyming

Name \_\_\_\_\_

121



Do not drop the mop.



Circle the word that rhymes with **mop**.  
Write the word in each space.

drop   drip  
trot

1. Brad let the mop drop.

clap   clam  
clap

2. Brad can hop and \_\_\_\_\_.

slip   stop  
step

3. Brad can \_\_\_\_\_ the top.



**HOME CONNECTION:** After completing the activity, have your child generate a list of other words that rhyme with *mop*.



I did it!





# Level 5

## Lesson 29

Blends  
Word Matching

Name \_\_\_\_\_

122



Match the word to the picture.

frog

Brad

crab

stop

trot



I did it!



**HOME CONNECTION:** After completing the activity, have your child draw pictures of other words with consonant blends, such as *drum* and *flag*. Have your child label each picture.

# Level 5

## Lesson 29

Blends  
Conversation/Writing

Name \_\_\_\_\_

123



Read along.

What can a horse do, Brad?

A horse can clop and trot.

What can a frog do?

A frog can splash and swim.

Frogs make good pets.

This frog is for you.



Write two things that a frog can do. Write a sentence.



---

---

---

---

---



**HOME CONNECTION:** Work with your child to write simple sentences from this conversation. Encourage your child to follow the comic book format of this page.



I did it!



# Brad Brags

by \_\_\_\_\_ Ant

**New letter sound:** -

**New words:** brags, clop, crab, drop, flap, flit, frog, hop, pal, snap, snip, trot

**New proper names:** Brad, Fran

**New exceptional words:** bird, fish, horse, monkey, sloth, splash, swing



Brad brags. Brad brags to his  
pal Fran.



"Like a bird, I can flit and flap."



"Like a crab, I can snip and  
snap."



"Like a horse, I can clop and  
trot."



"Like a crocodile, I grin a lot."



"Like a frog, I can hop on in."



"Like a fish, I can splash and  
swim."



"Like a monkey, I can swing and  
drop."



"But Brad," says Fran. "Like a  
sloth, can you STOP?"



Brad can not!



# Level 5

## Lesson 30

Blends  
Word Building

Name \_\_\_\_\_

124



Complete each word.

l a m p



s a



m i



r a



b e



K e



© Copyright 2012 Smarty Ants Inc. All rights reserved.



**HOME CONNECTION:** Write the letters *m*, *c*, *st*, *l*, *f*, *r*, *ist*, and *amp* on separate strips of paper. Have your child make words that end with *-ist* and *-amp* and say each word in a sentence.



I did it!



# Level 5

## Lesson 30

-est Words  
Rhyming

Name \_\_\_\_\_

125



### Let's **rest** before our **test**.



Circle the word that rhymes with **test**.  
Write the word in each space.

next    net  
nest

1. Let's rest by the nest.

quit    quail  
quest

2. Head west on the \_\_\_\_\_.

vase    van  
vest

3. This \_\_\_\_\_ is the best.



**HOME CONNECTION:** Choose two rhyming words from the activity. With your child, take turns generating silly rhyming sentences. The sillier the better! For example, *Sam the sloth has a vest in his nest.*



I did it!



# Level 5

## Lesson 30

Blends  
Word Matching

Name \_\_\_\_\_

126



Match the word to the picture.

pants

gust

bump

hint

wind



I did it!



**HOME CONNECTION:** Write these words on a piece of paper: *gust, lost, sand, rest, find*. Have your child say each word aloud and name the words with the /st/ sound.



# Level 5

## Lesson 30

Blends  
Conversation/Writing

Name \_\_\_\_\_

127



Read along.

Come on a quest with me, Kent.

OK. I will take my pants and a vest.

I will take my raft and a lamp.

Will the wind take us west?

Yes. We should find a pond and sand.

Then we must look for a place to rest!



Write four things that Coach and Kent take on the quest.



\_\_\_\_\_

\_\_\_\_\_

\_\_\_\_\_

\_\_\_\_\_



\_\_\_\_\_

\_\_\_\_\_

\_\_\_\_\_

\_\_\_\_\_



**HOME CONNECTION:** Read the conversation with your child. Have your child look at the pictures and retell the story in his/her own words.



I did it!



# The Quest

by \_\_\_\_\_ Ant

**New letter sound: -**

**New proper name:** Kent

**New words:** belt, bump, end, gust, hand, hint, lamp, lint, lost, mist, must, nest, pants, pond, quest, raft, rest, sand, vest, went, west, wind

**New exceptional words:** bonk, find, look, then, with



Kent went on a quest. "I must find my lost pants!"



With his belt and his lamp, Kent went west.



Kent came to a pond, but Kent did not rest.



Kent got in a raft and put on a vest.



A gust of wind came. Kent went splat on the sand!



Kent went into the mist with a lamp in his hand.



Bonk! Kent got a bump. Then Kent got a hint!



"Look!" said Kent. "A bit of lint!"



Up, up Kent went. Up to a nest.



"My pants!" said Kent. "I end my quest."



# Lesson 30 Resource File: word building cards



ft

lt

mp

nd

nk

nt

sk

st

ba

# Lesson 30 Resource File: word building cards



be

ca

de

du

la

le

li

lo

me

# Lesson 30 Resource File: word building cards



mi pa ra

re ru sa

se ta te

# Level 5

## Lesson 31

Blends  
Word Building

Name \_\_\_\_\_

128



Complete each word.

blasts



amps



bli



pla



ost



ift



© Copyright 2012 Smarty Ants Inc. All rights reserved.



**HOME CONNECTION:** When you are out with your child, point to things with the /st/ sound, such as *store, nest, chest, statue*. Ask your child if the /st/ sound comes at the beginning or the end of the word.



I did it!



# Level 5

## Lesson 31

Blends  
Word Matching

Name \_\_\_\_\_

129



Match the word to the picture.

ponds

stunts

fronds

drift

blimp



**HOME CONNECTION:** Say the word pair *lost/past* to your child. Have your child tell you the consonant blend for the pair of words (*st*). Repeat with the word pairs *bump/lump*, *sand/hand*, *snap/snip* (*mp*, *nd*, *sn*).



I did it!





# Level 5

## Lesson 31


Blends  
Conversation/Writing

Name \_\_\_\_\_

130



Read along.



What will Coach and Gramps drift past?  
Write your answers.



---

---

---



---

---

---



**HOME CONNECTION:** Work with your child to write simple sentences from this conversation. Encourage your child to follow the comic book format of this page.



I did it!



# The Blimp


by \_\_\_\_\_ Ant

**New letter sound: -**

**New words:** blasts, blimp, drift, drifts, fronds, frost, glint, grunt, lets, past, plant, ponds, sky, stands, stunts, swift, trip

**New proper name:** Gramps


**New exceptional words:** eye, when




Gramps has a blimp. His blimp is so swift.



Gramps blasts into the sky and then lets it drift.



Gramps drifts past sand.



Gramps drifts past plant fronds.



Gramps drifts past frost.



Gramps drifts past frog ponds.



When his trip is done, Gramps stands up with a grunt.



Then, with a glint in his eye, Gramps starts to do stunts!