



Smarty Ants at Home

Printable Activities for Young Readers

Pre-Kindergarten
Level 2: Lowercase Letters



Smarty Ants at Home

Tips for Parents

Welcome to Smarty Ants at Home!

We understand how challenging it can be when your young child can't go to school for extended periods of time. However, your child does not need to stop learning just because school isn't in session! We're here to make it easier to help your child stay engaged in learning even when stuck at home. To help you manage this time, we're providing you with this packet of printable early reading resources to help your child continue to strengthen her reading skills for the next few weeks.

Getting Started

1 Select the packet that most closely matches your child's current grade and skill level. Look through the packet to make sure it's a good match for your child. Then, print off the pages you'd like your child to work on! You can print the entire booklet at once or just print one lesson at a time. Do whatever works best for your family.

Your booklet will contain some or all of the following activities, depending on the packet selected:

- Guided Practice Activities
- Resource Cards
- Story Printouts
- Oral Reading Activity (second grade only)
- Writing Prompt (second grade only)
- Hands-on Science Activities (second grade, Science curriculum only)

2 Find a quiet time and a good workspace so your child can focus. Depending on the age and attention span of your child, she may be able to work independently or you may need to join her and help provide guidance. Keep in mind that it's more fun to work together! Use the Resource Cards to review the letters/concepts together and review any writing prompts she has responded to. Make sure to provide positive feedback throughout to keep your child engaged and encouraged.

3 Once your child has completed the materials in the packet, have her show you her work! Ask her a few questions to help her review. Then, have her read you the story from the lesson. You may also want to extend the fun with some hands-on activities! Active learning with games, puzzles, and craft activities help children make deeper connections to learning and help them retain more of what they've learned. Use the **Hands-On Activities** booklet on the website to find lots of fun activities that can be easily done with common household or office items.

Have Fun!

To help your child progress in her reading skills, we recommend at least three lessons per week. Be sure to spread these activities out over a few days. We understand how challenging this temporary change in routine can be for you and your child. We hope that these materials help you to enjoy the time working and playing with your child!

LEVEL 2 PREVIEWING THE LEVEL

Main Concept

Lowercase letters

Additional Concepts

Names of the lowercase letters

Writing lowercase letters

Sounds represented by the lowercase letters

Letter sounds at the beginning and end of words

Introduction to building CVC words


Details

Level 2 consists of nine segments in which students are introduced to the lowercase letters of the alphabet and their phoneme sounds. An additional segment focuses on phoneme sounds at the beginning and end of CVC words and on building CVC words with a, e, i, o, and u.

Watch-and-Learn teaching videos and interactive teaching videos introduce students to:

- The name of each lowercase letter and how to write the letter
- Phoneme sounds represented by the lowercase letters
- Sounds of lowercase letters as they appear at the beginning and end of words
- The difference between vowels and consonants
- The vowels *A, E, I, O, U*
- How to build CVC words


After students master each group of lowercase letters and their sounds, they add the letters to an alphabet book and companion musical DVD.



Alphabet Book Lowercase Letters

by _____ Ant

New letters: a, b, c, d, e, f, g, h, i, j



a




b



c



d



e



f



g



h



i



j

Alphabet Book Lowercase Letters

by _____ Ant

New letters: k, l, m, n, o, p, q, r



k




l



m



n



o



p



q



r

Alphabet Book Lowercase Letters

by _____ Ant

New letters: s, t, u, v, w, x, y, z



s



t



u



v




w



x



y



z

Lesson 2 Resource File: Upper and Lower Case Letter Cards



A

B

C

D

E

F

G

H

I

Lesson 2 Resource File: Upper and Lower Case Letter Cards



J

K

L

M

N

O

P

Q

R

Lesson 2 Resource File: Upper and Lower Case Letter Cards



S

T

U

V

W

X

Y

Z



Lesson 2 Resource File: Upper and Lower Case Letter Cards



a

b

c

d

e

f

g

h

i

Lesson 2 Resource File: Upper and Lower Case Letter Cards



j

k

l

m

n

o

p

q

r

Lesson 2 Resource File: Upper and Lower Case Letter Cards



s

t

u

v

w

x

y

z



Level 2

Lesson 2

Lowercase *a*
Letter Names

Name _____

64



Trace.



apple



acorn



Write.



apple



 corn



HOME CONNECTION: Gather non-perishable food containers and have your child find the letter *a* on the containers' labels.



I did it!




Level 2 Lesson 2

Lowercase a
Letter Sounds

Name _____

65



Complete each word.



ant



lligator



x



stronaut



HOME CONNECTION: When you are out with your child, name store or traffic signs that begin with the short a sound. Have your child say the beginning sound and letter for each word.



I did it!



Level 2

Lesson 2

Lowercase a
Letter Sounds

Name _____

66



Complete each word.



ape



corn



ace



apron



HOME CONNECTION: After completing the activity, children can look around their classroom or home to identify objects that begin with the long a sound.



I did it!



Level 2

Lesson 2


Lowercase *b*
Letter Names

Name _____

67



Trace.



Write.



HOME CONNECTION: Look through a picture book or a children's magazine with your child. Have your child find the letter *b* in the words and say the letter aloud.



I did it!




Level 2

Lesson 2

Lowercase *b*
Letter Sounds

Name _____

68



Complete each word.



bat



bag



bug



book



HOME CONNECTION: Gather some objects from your home that begin with the letter *b*, such as *box*, *bucket*, *brush*. Say the name of each object aloud to your child. Have your child name the beginning sound and letter.



I did it!



Level 2 Lesson 2


Lowercase c
Letter Names

Name _____

69



Trace.



Write.



at



elery



HOME CONNECTION: Write the letter c on a piece of paper. Have your child make the letter out of clay, buttons, or finger paint. Then have your child say the letter name aloud as he/she forms the letter.



I did it!




Level 2

Lesson 2

Lowercase c
Letter Sounds

Name _____

70



Complete each word.



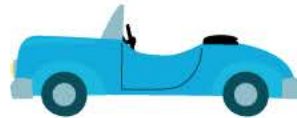
ow



an



up



ar



HOME CONNECTION: When you are out with your child, name things that begin with the letter c and that have the /k/ sound, such as *car*, *cat*, *corn*. Have your child say the beginning sound and letter.



I did it!



Level 2 Lesson 2

Lowercase c
Letter Sounds

Name _____

71



Complete each word.



circus



ity



ircle



ymbals



HOME CONNECTION: Play the First Sound game with your child.
Ask: What do you hear first when I say, c-c-c-ity? Repeat with the words
circle and circus.



I did it!




Level 2

Lesson 2

Lowercase *d*
Letter Names

Name _____

72



Trace.



Write.



duck

uck

uck



HOME CONNECTION: Work with your child to make a *d* page for a home alphabet book. Your child can draw a picture of a word with *d*. Make sure your child writes a *d* at the top of the page.



I did it!




Level 2

Lesson 2

Lowercase *d*
Letter Sounds

Name _____

73



Complete each word.



d og



e er



o ll



o or



HOME CONNECTION: When you are out with your child, point to things that begin with the /d/ sound, such as *dog, dirt, deck*. Name each thing. Have your child say the beginning sound and letter.



I did it!



Level 2

Lesson 2

Lowercase e
Letter Names

Name _____

74



Trace.



elephant



eagle



Write.



elephant



agle



HOME CONNECTION: Gather non-perishable food containers and have your child find the letter e on the containers' labels.



I did it!



Level 2 Lesson 2

Lowercase e
Letter Sounds

Name _____

75



Complete each word.



gg



xit



lf



lbow



HOME CONNECTION: Say the word pair *empty/end* to your child. Have your child tell you the beginning sound and letter in the pair of words. Repeat with the word pairs *dog/doll*, *box/bat*, *egg/elevator*.



I did it!



Level 2

Lesson 2

Lowercase e
Letter Sounds

Name _____

76



Complete each word.



eat



asel



el



raser

© Copyright 2012 Smarty Ants Inc. All rights reserved.



HOME CONNECTION: Say these words aloud: *easy, deer, cup, acorn, each, east*. Have children raise their hands when they hear a word that begins with the long e sound. (*easy, each, east*)



I did it!



Level 2

Lesson 2

Lowercase *f*
Letter Names

Name _____

77



Trace.



Write.



HOME CONNECTION: Look through a picture book or a children's magazine with your child. Have your child find the letter *f* in the words and say the letter aloud.



I did it!



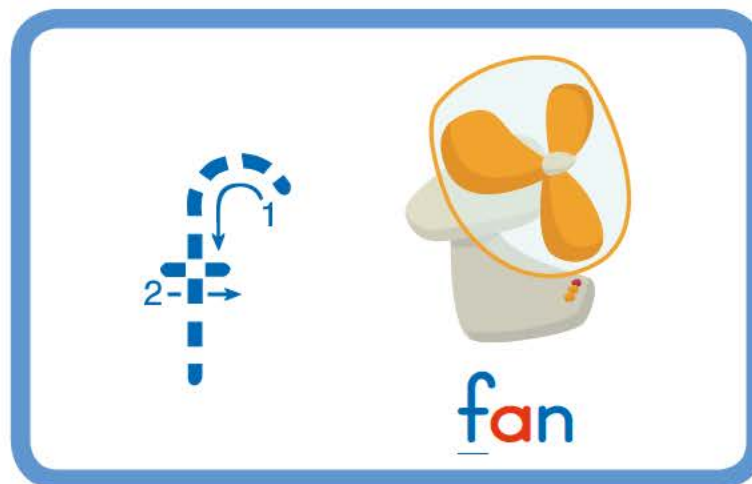
Level 2

Lesson 2

Lowercase *f*
Letter Sounds

Name _____

78



Complete each word.



in



eet



ig



ish



HOME CONNECTION: After completing the activity, children can look around their home to identify objects that begin with the /f/ sound.



I did it!



Level 2

Lesson 2


Lowercase *g*
Letter Names

Name _____

79



Trace.



Write.



*g*uitar



erm



HOME CONNECTION: Write the letter *g* on a piece of paper. Have your child make the letter out of clay, buttons, or finger paint. Then have your child say the letter name aloud as he/she forms the letter.



I did it!



Level 2

Lesson 2

Lowercase *g*
Letter Sounds

Name _____

80



Complete each word.



gum



oat



irl



old

© Copyright 2012 Smarty Ants Inc. All rights reserved.



HOME CONNECTION: Walk around your neighborhood with your child and point to things that begin with the letter *g*, such as *gate*, *geese*, *garden*. Name each thing. Have your child say the beginning sound.



I did it!




Level 2 Lesson 2

Lowercase *g*
Letter Sounds

Name _____

81



Complete each word.



g e m



i r a f f e



e l



i a n t



HOME CONNECTION: Play the First Sound game with your child.
Ask: What do you hear first when I say, g-g-g-el? Repeat with the words
gym and giant.



I did it!




Level 2

Lesson 2

Lowercase *h*
Letter Names

Name _____

82



Trace.



Write.



HOME CONNECTION: When you are walking or driving around the neighborhood with your child, point to some store or traffic signs. Ask your child to identify the letter *h* and other familiar letters.



I did it!




Level 2

Lesson 2

Lowercase *h*
Letter Sounds

Name _____

83



Complete each word.



h at



ose



ouse



and



HOME CONNECTION: Point to objects around your home that begin with the /h/ sound, such as *hill, horn, hydrant*. Name each one. Have your child say the beginning sound and letter for each object.



I did it!



Level 2

Lesson 2

Lowercase *i*
Letter Names

Name _____

84



Trace.



Write.



*i*guana



sland



HOME CONNECTION: Work with your child to make an *i* page for a home alphabet book. Your child can draw a picture of a word starting with *i*. Make sure your child writes an *i* at the top of the page.



I did it!




Level 2 Lesson 2

Lowercase *i*
Letter Sounds

Name _____

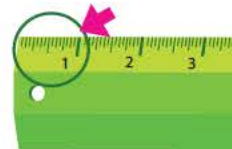
85



Complete each word.



in



nch



tch



gloo



HOME CONNECTION: Say the word pair *ink/if* to your child. Have your child tell you the beginning sound and letter in the pair of words. Repeat with the word pairs *mat/moon*, *ignore/indoors*, *tub/tiger*.



I did it!



Level 2

Lesson 2

Lowercase *i*
Letter Sounds

Name _____

86



Complete each word.



i ce



ron



vy



cicle



HOME CONNECTION: Say these words aloud: *ice cream, log, fish, icing, item*. Have children raise their hands when they hear a word that begins with the long *i* sound. (*ice cream, icing, item*)



I did it!



Level 2

Lesson 2



Lowercase *j*
Letter Names

Name _____


87



Trace.



Write.



HOME CONNECTION: Look through a picture book or a children's magazine with your child. Have your child find the letter *j* in the words and say the letter aloud.



I did it!




Level 2

Lesson 2

Lowercase *j*
Letter Sounds

Name _____

88



Complete each word.



j ar



a m



e t



e e p



HOME CONNECTION: When you are out with your child, name store or traffic signs that begin with the /j/ sound. Have your child name the beginning sound and letter for each word.



I did it!



Level 2

Lesson 2


Lowercase k
Letter Names

Name _____

89



Trace.



Write.



© Copyright 2012 Smarty Ants Inc. All rights reserved.



HOME CONNECTION: Gather non-perishable food containers and have your child find the letter k on the containers' labels.



I did it!



Level 2

Lesson 2

Lowercase k
Letter Sounds

Name _____

90



Complete each word.



king



gloves



miss



kangaroo



HOME CONNECTION: After completing the activity, children can look around their classroom or home to identify objects that begin with the /k/ sound spelled with a k.



I did it!



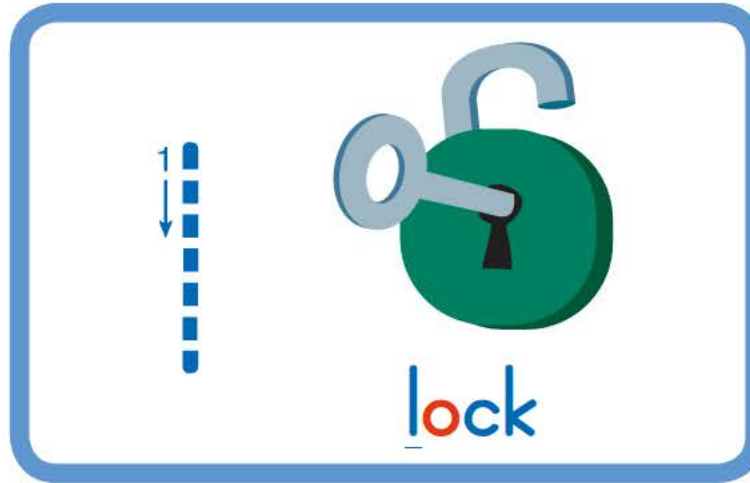
Level 2

Lesson 2

Lowercase *l*
Letter Names

Name _____

91



 Trace.



 Write.



ock ock ock ock



HOME CONNECTION: Gather non-perishable food containers and have your child find the letter *l* on the containers' labels.



I did it!



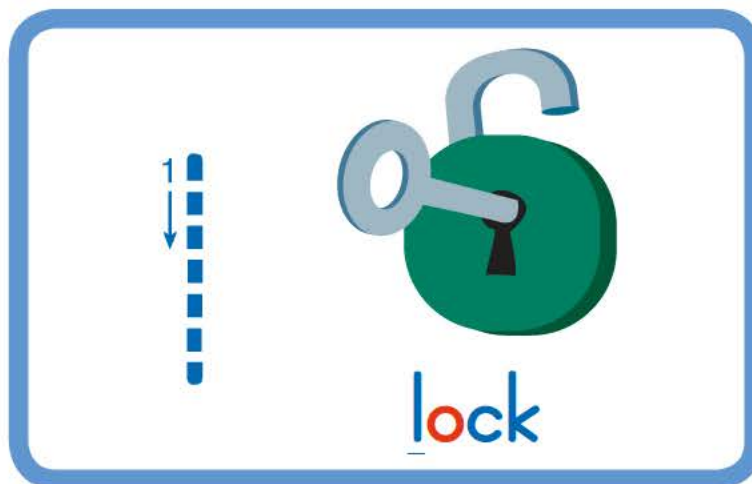
Level 2

Lesson 2

Lowercase *l*
Letter Sounds

Name _____

92



Complete each word.



eg



ips



og



amp



HOME CONNECTION: Have your child collect objects in your home that begin with the /l/ sound. Have your child say the name of each object and its beginning sound and letter.



I did it!



Level 2

Lesson 2

Lowercase *m*
Letter Names

Name _____

93



Trace.



Write.



monkey

onkey



HOME CONNECTION: Write the letter *m* on a piece of paper. Have your child make the letter *m* out of clay, buttons, or finger paint. Then have your child say the letter name aloud as he/she forms the letter.



I did it!



Level 2

Lesson 2

Lowercase *m*
Letter Sounds

Name _____

94



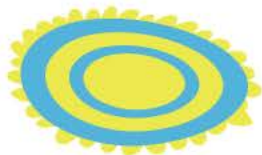
Complete each word.



map



an



at



oon



HOME CONNECTION: Point to objects in your home that begin with the /m/ sound, such as *map*, *milk*, *money*. Name each one. Have your child say the beginning sound and letter for each object.



I did it!



Level 2

Lesson 2

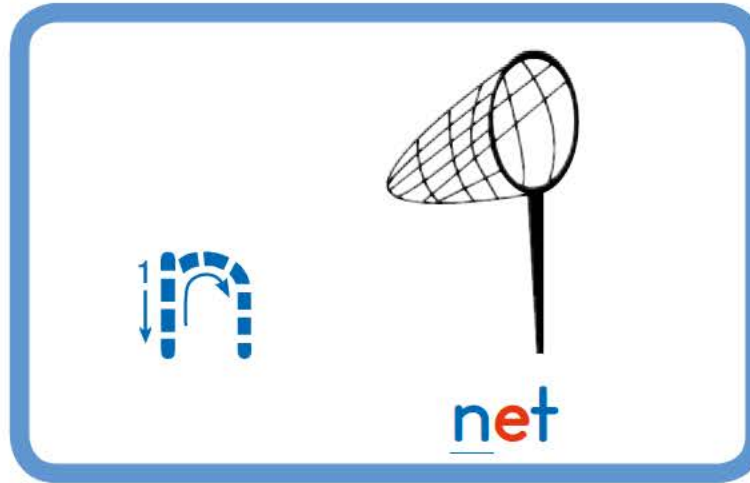
Lowercase *n*
Letter Names

Name _____

95



Trace.



Write.



HOME CONNECTION: Work with your child to make an *n* page for a home alphabet book. Your child can think of a word with *n* and draw a picture of that word. Make sure your child writes an *n* at the top of the page.



I did it!



Lowercase *n* Letter Sounds

96



Complete each word.



ine



ut



HOME CONNECTION: When you are in your neighborhood with your child, name things that begin with the letter *n*, such as *neighbor*, *nest*, *number*. Have your child say the beginning sound and letter.



I did it!

Level 2

Lesson 2


Lowercase o
Letter Names

Name _____

97



Trace.



Write.



octopus



ocean



HOME CONNECTION: When you are walking or driving around the neighborhood with your child, point to some store or traffic signs. Ask your child to identify the letter o and other familiar letters.



I did it!



Level 2

Lesson 2

Lowercase o
Letter Names

Name _____

98



Complete each word.



ox



live



ant



ostrich



HOME CONNECTION: Say these words aloud: *sun, otter, octopus, wave, lamp, opposite*. Have children raise their hands when they hear a word that begins with the short o sound. (*otter, octopus, opposite*)



I did it!



Level 2 Lesson 2

Lowercase o
Letter Sounds

Name _____

99



Complete each word.



oak



oval



oatmeal



open



HOME CONNECTION: Play the First Sound game with your child.
Ask: What do you hear first when I say, o-o-o-open? Repeat with the words only and over.



I did it!



Level 2

Lesson 2


Lowercase *p*
Letter Names

Name _____

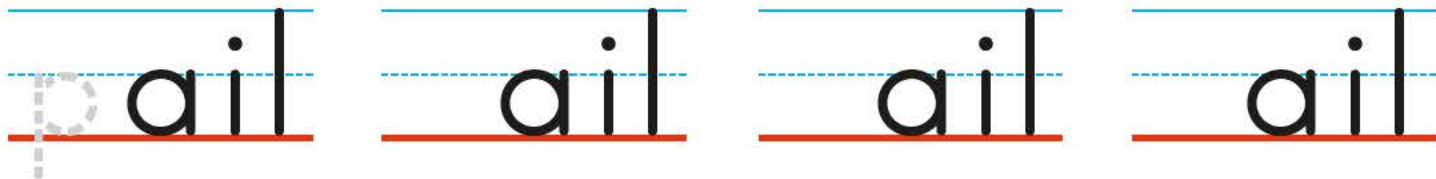
100



Trace.



Write.



© Copyright 2012 Smarty Ants Inc. All rights reserved.



HOME CONNECTION: Look through a picture book or a children's magazine with your child. Have your child find the letter *p* in the words and say the letter aloud.



I did it!



Level 2

Lesson 2

Lowercase p
Letter Sounds

Name _____

101



Complete each word.



p ig



an



ole



up



HOME CONNECTION: After completing the activity, children can look around their home to identify objects that begin with the /p/ sound.



I did it!



Level 2

Lesson 2


Lowercase *q*
Letter Names

Name _____

102



Trace.



Write.



quilt

uilt

uilt

© Copyright 2012 Smarty Ants Inc. All rights reserved.



HOME CONNECTION: Write the letter *q* on a piece of paper. Have your child make the letter out of clay, buttons, or finger paint. Then have your child say the letter name aloud as he/she forms the letter.



I did it!




Level 2

Lesson 2

Lowercase *q*
Letter Sounds

Name _____

103



Complete each word.



queen



quiet



quarter



quail



HOME CONNECTION: Say the word pair *quiet/quack* to your child. Have your child tell you the beginning sound and letter in the pair of words. Repeat with the word pairs *feet/fin*, *quit/quick*, *house/hand*.



I did it!



Level 2

Lesson 2


Lowercase *r*
Letter Names

Name _____

104



Trace.



Write.



ake

ake

ake



HOME CONNECTION: Gather non-perishable food containers and have your child find the letter *r* in the containers' labels.



I did it!




Level 2

Lesson 2

Lowercase *r*
Letter Sounds

Name _____

105



Complete each word.



ing



am



ock



ice

© Copyright 2012 Smarty Ants Inc. All rights reserved.



HOME CONNECTION: Find two objects from your home that start with the letter *r*. Have your child collect some other objects. Name each object. Have your child say the sound and letter each object starts with.



I did it!



Level 2

Lesson 2

Lowercase s
Letter Names

Name _____

106



Trace.



Write.



© Copyright 2012 Smarty Ants Inc. All rights reserved.



HOME CONNECTION: Work with your child to make an s page for a home alphabet book. Your child can think of a word with s and draw a picture of that word. Make sure your child writes an s at the top of the page.



I did it!



Level 2

Lesson 2

Lowercase s
Letter Sounds

Name _____


107



Complete each word.



sing



ix



un



ocks



HOME CONNECTION: When you are in the neighborhood with your child, name store or traffic signs that begin with the /s/ sound. Have your child say the beginning sound and letter for each word.



I did it!



Level 2

Lesson 2

Lowercase *t*
Letter Names

Name _____

108



Trace.



Write.



HOME CONNECTION: When you are walking or driving around the neighborhood with your child, name some store or traffic signs. Ask your child to identify the letter *t* and other familiar letters.



I did it!



Level 2 Lesson 2

Lowercase *t*
Letter Sounds

Name _____

109



Complete each word.



op



iger



ub



oast



HOME CONNECTION: After completing the activity, children can look around their home to identify objects that begin with the /t/ sound.



I did it!



Level 2

Lesson 2

Lowercase *u*
Letter Names

Name _____

110



Trace.



Write.



u mbrella



niform



HOME CONNECTION: Look through a picture book or a children's magazine with your child. Have your child find the letter *u* in the words and say the letter aloud.



I did it!



Level 2 Lesson 2

Lowercase *u*
Letter Sounds

Name _____



Complete each word.



unzip



up



umpire



under



HOME CONNECTION: Play the First Sound game with your child.
Ask: What do you hear first when I say, u-u-u-p? Repeat with the words us and umpire.



I did it!



Level 2

Lesson 2

Lowercase *u*
Letter Sounds

Name _____

112



Complete each word.



_____kulele



_____nicorn



_____tensils



_____nicycle



HOME CONNECTION: Say these words aloud: *uniform, toast, six, use, unit, book*. Have children raise their hands when they hear a word that begins with the long *u* sound. (*uniform, use, unit*)



I did it!



Level 2

Lesson 2

Lowercase v
Letter Names

Name _____

113



Trace.



Write.



HOME CONNECTION: Write the letter v on a piece of paper. Have your child make the letter out of clay, buttons, or finger paint. Then have your child say the letter name aloud as he/she forms the letter.



I did it!



Level 2

Lesson 2

Lowercase v
Letter Sounds

Name _____

114



Complete each word.



vest



vine



vase



volcano



HOME CONNECTION: Have your child collect objects in your home that begin with the /v/ sound. Have him or her name each object and identify the beginning sound and letter.



I did it!



Level 2 Lesson 2

Lowercase w
Letter Names

Name _____

115



Trace.



Write.



ave

ave

ave



HOME CONNECTION: Gather non-perishable food containers and have your child find the letter w on the containers' labels.



I did it!



Level 2

Lesson 2

Lowercase w
Letter Sounds

Name _____

116



Complete each word.



web



wagon



water



watch

© Copyright 2012 Smarty Ants Inc. All rights reserved.



HOME CONNECTION: When you are out with your child, point to things that begin with the letter w, such as *wagon, wire, woods, worm*. Name each thing. Have your child say the beginning sound and letter.



I did it!



Level 2

Lesson 2


Lowercase x
Letter Names

Name _____

117



Trace.



Write.



fo x

fo

fo

fo



HOME CONNECTION: Look through a picture book or a children's magazine with your child. Have your child find the letter x in the words and say the letter aloud.



I did it!




Level 2

Lesson 2

Lowercase x
Letter Sounds

Name _____


118



Complete each word.



bo x



si



o



wa



HOME CONNECTION: Play the Last Sound game with your child.
Ask: What sound do you hear last when I say the word box? Repeat with the words mix and Max.



I did it!



Level 2

Lesson 2


Lowercase y
Letter Names

Name _____

119



Trace.



Write.



yogurt



cr



HOME CONNECTION: Write the letter y on a piece of paper. Have your child make the letter out of clay, buttons, or finger paint. Then have your child say the letter name aloud as he/she forms the letter.



I did it!




Level 2

Lesson 2

Lowercase y
Letter Sounds

Name _____

120



Complete each word.



yak



o - o



am



ellow

© Copyright 2012 Smarty Ants Inc. All rights reserved.



HOME CONNECTION: Play the First Sound game with your child.
Ask: What do you hear first when I say, y-y-y-ak? Repeat with the words
yard and yell.



I did it!



Level 2

Lesson 2

Lowercase y
Letter Sounds

Name _____

121



Complete each word.



sh y



fl



sk



wh



HOME CONNECTION: Say these words aloud: try, cat, dry, key, bag, my. Have children raise their hands when they hear a word that ends with the long i sound from the ending y. (try, dry, my)



I did it!



Level 2

Lesson 2

Lowercase z
Letter Names

Name _____

122



Trace.



Write.



HOME CONNECTION: Look through a picture book or a children's magazine with your child. Have your child find the letter z in the words and say the letter aloud.



I did it!




Level 2

Lesson 2

Lowercase z
Letter Sounds

Name _____

123



Complete each word.



zoo



ipper



ero



igzag



HOME CONNECTION: Say the word pair *zebra/zero* to your child. Have your child tell you the beginning sound and letter for the pair of words. Repeat with the word pairs *nose/nest*, *zoom/zip*, *jet/jeep*.



I did it!



Name _____

TEACHER: Build these words: cap fan nap man map pan

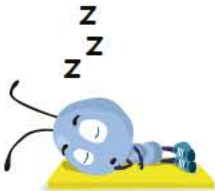
n f c p m



Make words that end with **-ap** and **-an**.
Use the pictures to help you.



ap



ap



ap



an



an



an



HOME CONNECTION: Write the letters *r, f, c, p, m, an,* and *at* on separate strips of paper. Have your child make words that end with **-an** and **-at** and say each word in a sentence.



I did it!



Simple Word Building

Name _____

TEACHER: Build these words: ham ram dam
hat cat mat

125

r c h d m



Make words that end with **-am** and **-at**.
Use the pictures to help you.



ham



at




am



at



am



at



HOME CONNECTION: Help your child search for pictures of these words in magazines and newspapers and on the Internet. Have your child cut out the pictures, paste them on a page, and label the pictures.



I did it!



Name _____

TEACHER: Build these words: hen pen den
 jet pet net

p d n j h



Make words that end with **-en** and **-et**.
Use the picture to help you.



hen



pen



den



jet



pet



net



HOME CONNECTION: After completing the activity, have your child generate other words that end with **-et** and **-en**, such as *men*, *ten*, *get*, *vet*. Work with your child to write the words.



I did it!



Simple Word Building

Name _____

TEACHER: Build these words: fig pig dig
 fin tin pin

127



Make words that end with **-ig** and **-in**.
Use the pictures to help you.



ig



ig



ig



in



in



in



HOME CONNECTION: Write these words on a piece of paper: *big, rig, wig, pin, win, bin*. Have your child say each word aloud and name the beginning sound.



I did it!



Name _____

TEACHER: Build these words: rip hip lip
 fit hit sit

l s r h f



Make words that end with **-ip** and **-it**.
Use the pictures to help you.



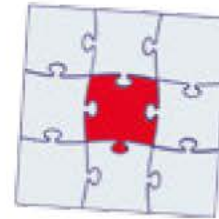
ip




ip



ip



it



it



it



HOME CONNECTION: Write the letters *l, s, r, h, f, ip,* and *it* on separate strips of paper. Have your child make words that end with *-ip* and *-it* and say each word in a sentence.



I did it!



Simple Word Building

Name _____

TEACHER: Build these words: mop top hop
cot pot hot

129

h m c p t



Make words that end with **-op** and **-ot**.
Use the pictures to help you.



mop



ot



op



ot



op



ot



HOME CONNECTION: Help your child search for pictures of these words in magazines and newspapers and on the Internet. Have your child cut out the pictures, paste them on a page, and label the pictures.



I did it!



Name _____

TEACHER: Build these words: cob job sob
 dog log hog

130

d c j h l s



Make words that end with **-ob** and **-og**.
Use the pictures to help you.



cob



ob



ob



og



og



og



I did it!



HOME CONNECTION: After completing the activity, have your child generate other words that end with **-ob** and **-og**, such as *mob*, *rob*, *fog*, *jog*. Work with your child to write the words.

Simple Word Building

Name _____

TEACHER: Build these words: nut hut cut
 bun run sun

131

n c b s h r



Make words that end with **-ut** and **-un**.
Use the pictures to help you.



ut



un



ut



un



ut



un



HOME CONNECTION: Write these words on a piece of paper: *nut, but, cut, run, fun, sun*. Have your child say each word aloud and name the beginning sound.



I did it!



Name _____


TEACHER: Build these words: bug jug rug
 pup cup sup

132

b p j s c r




Make words that end with **-ug** and **-up**.
Use the pictures to help you.




bug



jug



rug



up



up



up



HOME CONNECTION: Write the letters *b, p, j, u, c, r, ug*, and *up* on separate strips of paper. Have your child make words that end with *-ug* and *-up* and say each word in a sentence.



I did it!

