

Distance Learning Teacher Support

DAC/DELAC Meeting

May 19, 2020



Professional Learning

TOPIC	DATE	# of PARTICIPANTS
i-Ready Learning Games	Fri, April 10	81
Achieve3000 Office Hours	Fri, April 10	12
Accessibility Tools in Microsoft Office 365	Fri, April 10	69
Microsoft Office Hours - Join in to ask your Office 365 and Teams questions	Fri, April 10	46
Discovery Education	Tues, April 14	39
Getting Started with Flipgrid	Wed, April 15	90
What's in the CVESD Teacher Portal?	Thurs, April 16	27
Exploring Thrively in K-2	Thurs, April 16	19
Microsoft Teams 101	Fri, April 17	
Microsoft Teams 101 Q & A	Fri, April 17	160
Microsoft: The What, Why, & How of Teams	Mon, April 20	
Microsoft: The What, Why, & How of Teams Q & A	Mon, April 20	102
Smarty Ants and More!	Tues, April 21	23
TED TALK Tuesday	Tues, April 21	21
Microsoft: The What, Why, & How of Teams	Thurs, April 23	
Microsoft: The What, Why, & How of Teams Q & A	Thurs, April 23	106

Distance Learning Resource Links

A blue square icon with a white world map and the text "Distance Learning" in white serif font.

Distance Learning

Distance Learning

A grey square icon with a red horizontal line and the text "Newsletter" in black sans-serif font.

Newsletter

Weekly Teacher Newsletters

A 3D illustration of a lesson plan book with a yellow cover and the text "Lesson Plan" in blue.

Weekly Grade Level Templates

Lesson Plan




Additional Resources



Additional Resource Links



Archived PD

Two vertical yellow bars.

CVESD
Teacher
Portal

Weekly Support

ELA	Innovation	Language Development
Math	PE	Science
SEL	Social Studies	Special Education
Technology	VAPA	



4th Edition 2020

Dear Amazing, Dedicated Teachers:

You are heroes! I hope you take a moment to reflect on the incredible impact you are having on your students right now. We continue to hear from Board members, administrators, and parents all throughout Chula Vista about what a positive experience distance learning has been for children. We are extremely proud of each and every one of you for the dedicated service you give to your students.

This week, as we support schools with packing and distributing learning tools from student desks, I thought it would be important to clarify a couple of points. We realize there are important learning resources such as reading and math consumable workbooks, writing folders, reading folders, binders and other supplies in desks that

Oral Language Development Weekly Topics

Importance of Conversations

Speaking in Complete Sentences

Scaffolding Conversations



Extended Speaking Opportunities

Flipgrid and Oral Language Production

Songs, Poems and Chants!

Language Development

Oral Language Development: Extended Speaking Opportunities

As you connect with your language learners, an idea is to be intentional about stretching their speaking minutes. By engaging them frequently, they will realize their voice matters. This increases their motivation to produce the target language and think more deeply about the nuances of English or Spanish (Dual Immersion).

Consider tiered questioning. As you consider language function

ng - summarizing

-complex sentence stems. a distance learning lens. ng our kiddos along nial support, will allow your talking, and know small e language through content.

Language Development

Oral Language Development: Speaking in Complete Sentences

Emerging, expanding, and bridging. As you continue to work with your students, think about your neediest language learners, English learners or Spanish learners (Dual Language), who respond to your questions with words or phrases. This week consider highlighting the importance of speaking in complete sentences. CA ELD/SLD Standard 1 is exchanging information and ideas identifies the need for students to engage and contribute to conversations in a range of social and academic topics. With equity at heart, for those students who need extended oral language support, consider phone calls or virtual check-ins.

Also, encourage parents/guardians to model complete sentences, avoid completing ideas for them, and accepting one word or abbreviated responses. For example, after walking the neighborhood, a parent may ask, "What did you notice?" The child responds, "yellow flowers." The parent could model a complete sentence. Then continue the conversation and give their child(ren) additional opportunities to engage in this skill. Remind parents that communicating should be fun, to enjoy the moment, and that growth occurs over time.

Parent Resources

I Spy Game

<https://www.youtube.com/watch?v=5ybJXkE0VaY>

VAPA: Bubble! Bubble! Bubble!

<https://www.youtube.com/watch?v=z7kRKY62G5E&t=91s>

VAPA: Chocolate!

<https://www.youtube.com/watch?v=R1LIVnAxdZI>



Colorin Colorado! Learning Together at Home

<https://www.colorincolorado.org/learning-together-home>

Encourage Language Skills at Home

<https://www.youtube.com/watch?v=rvf0KqRx1Jo>

CVESD Teacher YouTube Channels



V A P A
VISUAL AND PERFORMING ARTS
ON  **YouTube**

Our YouTube VAPA Channel is up & running! Make sure to click on subscribe to be notified of new videos created by our CVESD teachers weekly!

This banner features a colorful paint splatter background with the letters V, A, P, and A in pink, orange, green, and blue respectively. Below the letters, it says 'VISUAL AND PERFORMING ARTS'. To the right, there is a photograph of three children playing musical instruments: a girl with a violin, a boy with a trumpet, and a girl with a saxophone. The YouTube logo and the word 'YouTube' are prominently displayed in the center.



THE OT GUIDE
Your guide to everything OT
 **YouTube**


Dana Cary provides general information about occupational therapy for caregivers. Click the banner to visit her YouTube channel!

This banner has a dark blue background with a compass rose graphic in the center. The text 'THE OT GUIDE' is at the top, followed by 'Your guide to everything OT' and the YouTube logo. To the right, there are several small video thumbnails with text overlays: '10 Core Strengthening Activities for your TODDLER or PRESCHOOLER!', '3 activities to help your youngster learn how to hold a pencil', 'EASY fine motor challenge! All you need: -strainer -pasta/pipe cleaners -scissors (optional)', and '7 best homemade pencil grips for kids!'. The bottom of the banner includes a call to action and a small 'Get your child' button.

Celebrations of Learning

Informative Writing about Polar Bears

My McMillin first grade student wrote an informative piece about polar bears and completed an arthub drawing.



8

Ryan, Melissa 9d


Forces

One of my kindergartners building a ramp to see how his car can move!



13

So proud of how well my students have adjusted to distance learning in my K-1.



15

How do you feel today?

Write to tell a little about how you are feeling today.
Example: I am feeling...

9:47 AM - 14 Apr 2020

Add a comment...

Delete

VAPA

One of my third graders created this color wheel for VAPA this week!



14

Anonymous 2d

Solar System Unit

Rogers Elementary Mod/Sev SDC students enjoying the solar systems unit



21

Coming Soon!
Parent Survey



Distance Learning Teacher Support

Questions?

Dr. Gloria E. Ciriza

Executive Director of Curriculum and Instruction